



# EASYCAP


EEG Recording Caps and Related Products


EASYCAP GmbH  
Am Anger 5  
82237 Würthsee  
GERMANY


Tel +49 8153 88702-00  
[www.easycap.de](http://www.easycap.de)  
[info@easycap.de](mailto:info@easycap.de)


## Standard Printed 64Ch actiCAP snap

Cap with 64 printed electrode labels, and snap holders for actiCAP slim electrodes

 Green Holders: Label 1-32, Hardware Channel 1 – 32

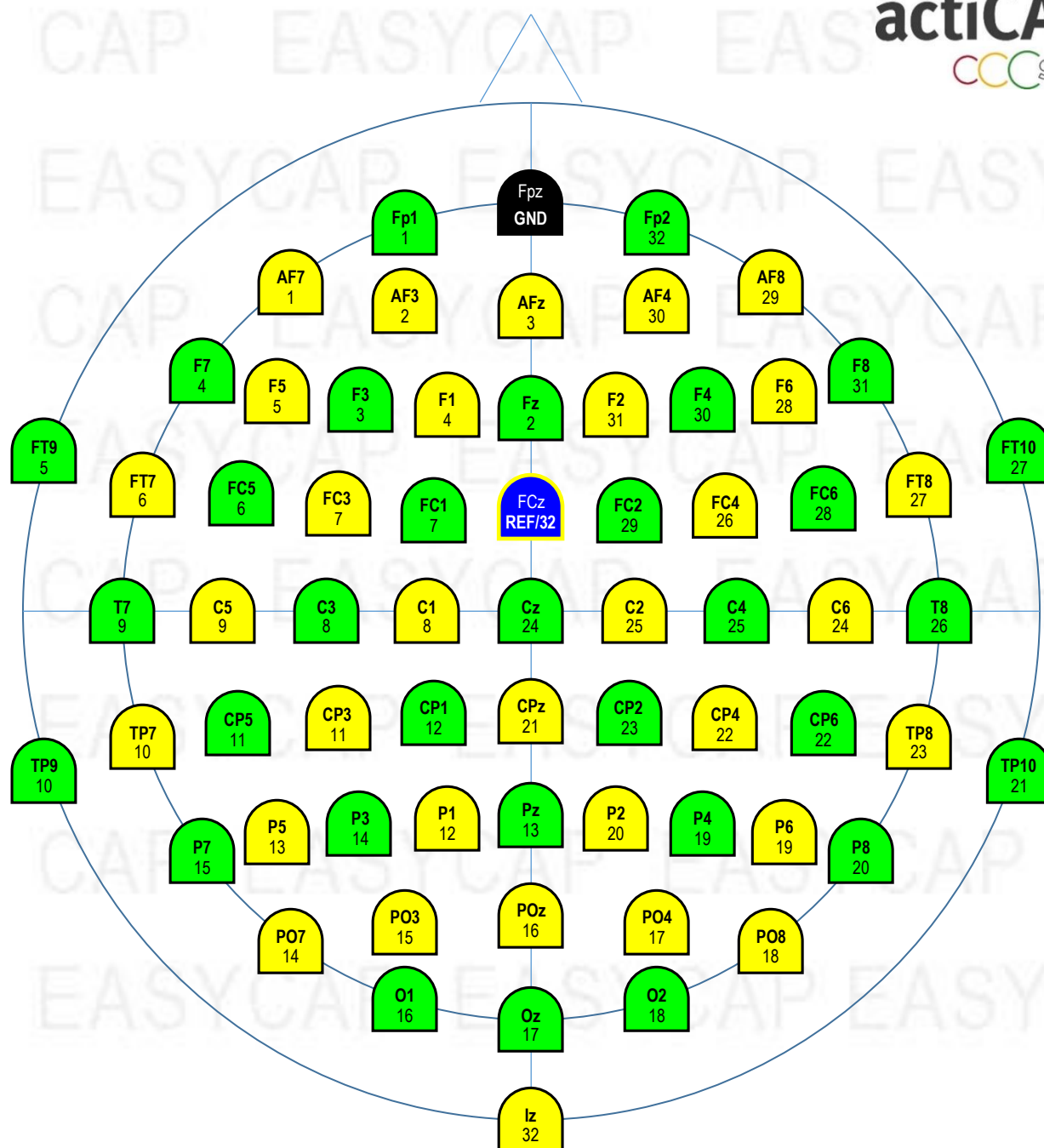
 Yellow Holders: Label 1-32, Hardware Channel 33 - 64

 Blue holder: For REF or Ch64 (yellow 32)

 Black holder: Label & hard-wired GND

### Electrode Names and Number Labels

**actiCAP**  
CCCSnap



## Details



### Ordering Information

For ordering please give **Article Number, Cap Cut, and Size** (Example: GACS-64, C-Cut, 58):

- Article Number: **GACS-64**
- Cap Cut: **C-Cut** or **A-Cut**
- Size (given in cm head circumference):
  - Adult caps: **52, 54, 56, 58, 60, 62, 64** (average male: 58, average female: 56)
  - Children caps: **50** (3-4 years), **52** (5-10 years), **54** (11-14 years)
  - Infant caps: **42, 44** (7 month), **46, 48** (2 years)

The catalogue-number comprises the cap with SNAP holders as described. For further information about accessories or consumables please visit our website or contact our local distributor.

### Cap

Standard: White Subinon Cap with integrated chin belt.

Sizes 52 – 64 made from High Precision Fabric, Sizes 50 and smaller made from High Comfort Fabric

Options: C-Cut or A-Cut, Size. For further variations, contact us.

The holders are mounted according to the figure. The positions are chosen from the 10%-System and their name labels are printed onto the cap fabric. Positions TP9/TP10 approximately meet left and right mastoids.

Apart from using the cap holders, it is also possible to use some electrodes on bare skin, e.g. for recording EOG. To do so, the electrodes can be attached to the skin with double-sided adhesive rings (washers). The grip of the washer is better, when both, skin and electrode, are degreased with alcohol prior to application.

The cap can be fixed either by the integrated chin belt alone, or by a chest belt (not included), or both.

### Electrode Assignment

Plug the GND-Electrode into the black holder at Fpz. The actiCAP EEG electrodes come in bundles of 32, each labelled 1-32:

Plug the electrodes 1-32 of the first bundle into the green holders (labelled 1-32), for amplifier channels 1-32.

Plug the electrodes 1-32 of the 2nd bundle into the yellow holders (labelled 1-32), for amplifier channels 33-64.

**If your hardware requires a REF electrode** (e.g. actiCAP control box), plug REF into the blue holder at FCz.

**If your hardware uses NO REF electrode** (e.g. actiCHamp), you can use Ch 64 (electrode 32 from 2nd bundle) to record from FCz by using the blue holder, or you can record from Iz by using the yellow 32 holder.

The velcro straps attached to the cap help you to organize and fixate the cable wires.

### Supplementary Files

Each cap comes with a memory stick containing two bvief-files, one for use with REF, one for NO\_REF. Use the bvief-file to assign the electrode names to channel numbers while creating the BrainVision Recorder Workspace. The bvief-file also contains the coordinates of the electrodes.